
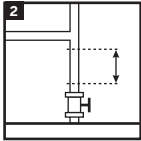


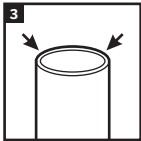
HOW TO INSTALL SESI



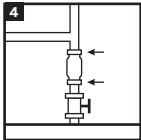
Step 1 Install in compliance with WRAS installation requirements IRN R120 and R170. Close the stopcock to the incoming cold water mains supply. Check that the water is turned off by opening the nearest cold water tap.



Step 2 Position your SESI in a straight section of the pipe, after the stopcock and before the system branches. The SESI must be fitted at least 3m of pipe length away from any appliance it is protecting. Measure the correct length of the model being fitted and mark the pipe. Remove this section taking care that the ends of the pipe are square.



Step 3 Ensure the ends of the pipe are clean and smooth.



Step 4 Place your SESI into the gap and connect to the pipe ends using the compression fitting provided. It does not matter which way round the unit is fitted, but ensure the joints are firm.

The compression fittings should be tightened using two spanners, one to tighten the nut and the other to prevent the fitting from rotating whilst the nut is being tightened. For normal joint making the nut should be tightened by hand to the following torque settings and then the extra applicable number of turns applied until the joint is leak free:

15mm		22mm	
1 Nm	¼ turn	2.5 Nm	¼ turn

Step 5 Open the stopcock and run the cold tap before checking for any leaks.

IMPORTANT

Please complete and return the enclosed form to **Sentinel Performance Solutions Ltd. 7650 Daresbury Park, Warrington, Cheshire, WA4 4BS** to activate your 5 year guarantee.

Alternatively, you can register online. Visit www.sentinelprotects.com/uk/guarantee-registration and select **SESI** as your product. The guarantee shall only apply to goods:

- Purchased by you within the United Kingdom
- Properly installed according to the fitting instructions
- Which have not been moved from their original position of installation
- Which are used for indoor, domestic purposes only

The full terms and conditions can be found at www.sentinelprotects.com/uk/guarantee-registration

Sentinel Performance Solutions Ltd. 7650 Daresbury Park, Warrington, Cheshire, England, WA4 4BS.

Tel: +44 (0)1928 704 330 Email: customer.services@sentinelprotects.com Web: www.sentinelprotects.com

